






# CERTIFICATE OF ANALYSIS

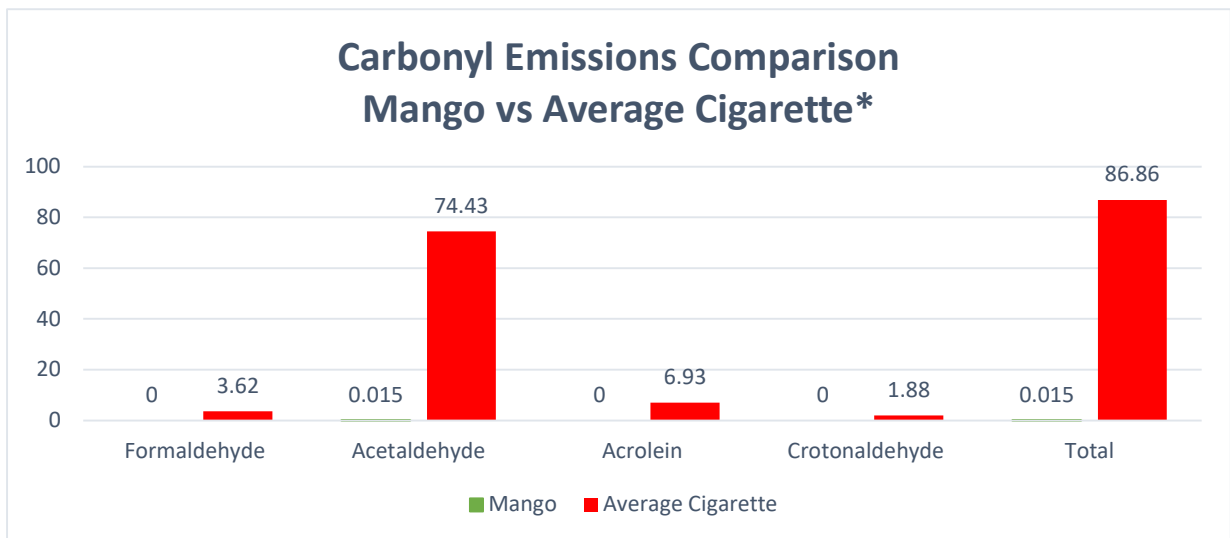
## e-Liquid Emissions Testing

<b>Product Name:</b>	Mango		
<b>Date:</b>	21/12/2021		
<b>Client ID:</b>	<u>Vape 69</u>		
<b>Client Contact Information:</b>	dean@wilsongeorge.co.uk		
<b>Device Information</b>			
<b>Device:</b>	Innokin Endura T18		
<b>Maximum Output Wattage:</b>	14W		
<b>Coil Resistance:</b>	1.5ohm		
<b>Battery Capacity:</b>	1000mAh		
<b>Method Information</b>			
<b>Device Set-Up Details:</b>	<b>Tank Fill:</b>	2ml	
	<b>Coil Priming Time:</b>	5 Minutes	
<b>Vapour Generation &amp; Derivatisation Details:</b>	<b>Vapour Generation:</b>	1s Activation 50 ml of Vapour 4 Second Intervals.	

	<b>Derivatization:</b>	2 Minute release into DNPH cartridge.	
<b>Analytical Details:</b>	Mobile Phase:	3ml	
	Analytical Equipment:	2ml HPLC Vial Agilent 12260 HPLC System	

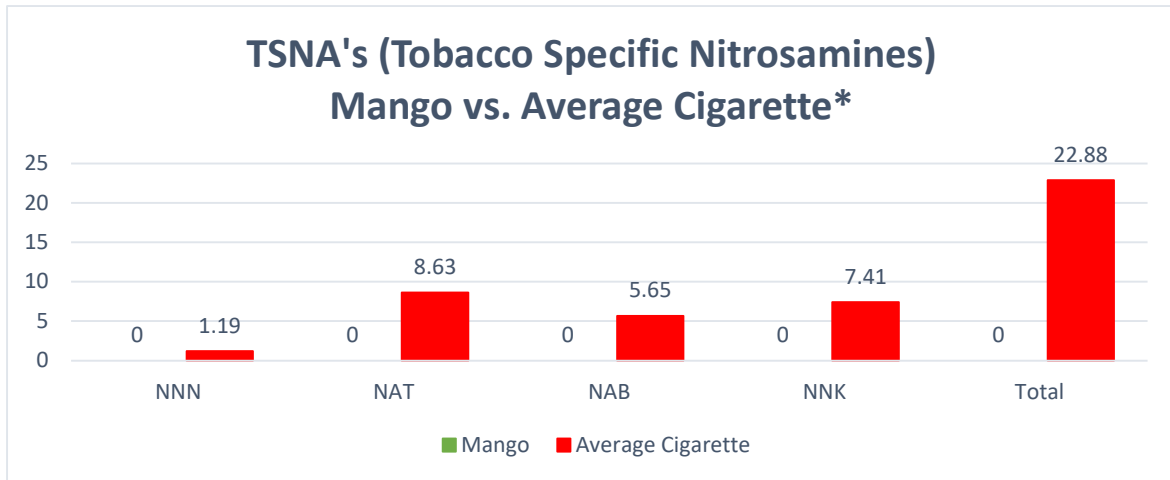
## 2.0 Results:

**Table 1.1: Carbonyl Emissions**

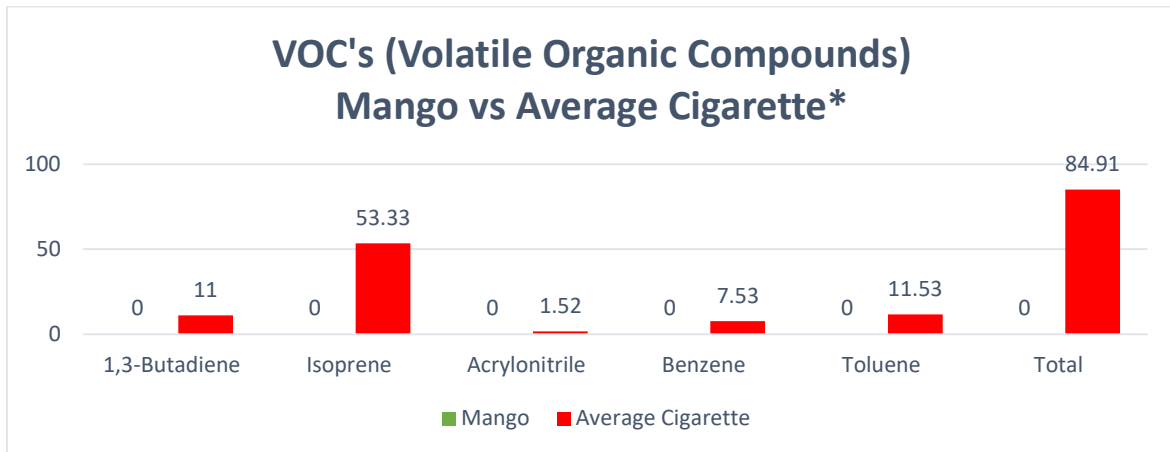


\*When compared to the carbonyl emission results from three leading cigarette brands, tested in an independent, certified laboratory.

**Table 1.2: TSNA's (Tobacco Specific Nitrosamines)**



**Table 1.3: VOC's (Volatile Organic Compounds)**



\*When compared to the carbonyl emission results from three leading cigarette brands, tested in an independent, certified laboratory.

### **3.0 Summary**

**Mango produces 99.99% less harmful chemicals than cigarettes.**

#### **Note on Reporting Units**

Due to the varying amounts of analytes observed, the most appropriate reporting units have been chosen appropriate to each analysis.